



Staff Report

To: Chair and Members of Recreation, Parks and Leisure Committee Meeting of May 10, 2022

From: Matthew Aston, Director of Operations

Subject: Report RPL 2022-007 Mount Forest Outdoor Pool Community Survey

RECOMMENDATION

THAT the Recreation, Parks and Leisure Committee receive Report RPL 2022-007 being a report on the Mount Forest outdoor pool community survey.

PREVIOUS PERTINENT REPORTS/BY-LAWS/RESOLUTIONS

Report RPL 2021-012 being a report on the Mount Forest Outdoor Pool

Report OPS 2021-030 being a report on the award of the concept design of a pool and aquatics facility

Report RPL 2021-022 being a report on the public consultation for the concept design for the new Mount Forest Outdoor Pool and Aquatics Facility

Report RPL 2022-006 being a report on Mount Forest outdoor pool and aquatics centre open house

BACKGROUND

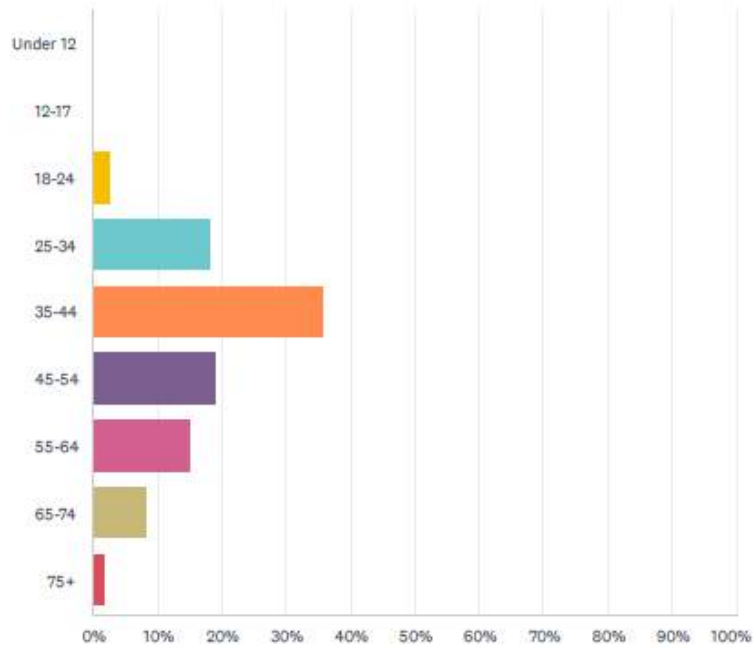
On March 23, the township hosted a Public Meeting/Open House for the new Mount Forest Outdoor Pool and Aquatic Centre at the Mount Forest and District Sports Complex. Scott Robinson of Tillmann Ruth Robinson presented three, 3D-rendered concept designs.

A survey was distributed to attendees to solicit feedback on the pool designs, and an electronic version was made available on the Township website. Public comment was received between March 23 and April 30, 2022. Promotion of the survey was provided on social media platforms and the township website.

The consolidated results have been included in this report. In total we received 121 responses to the survey, both in written and electronic form.

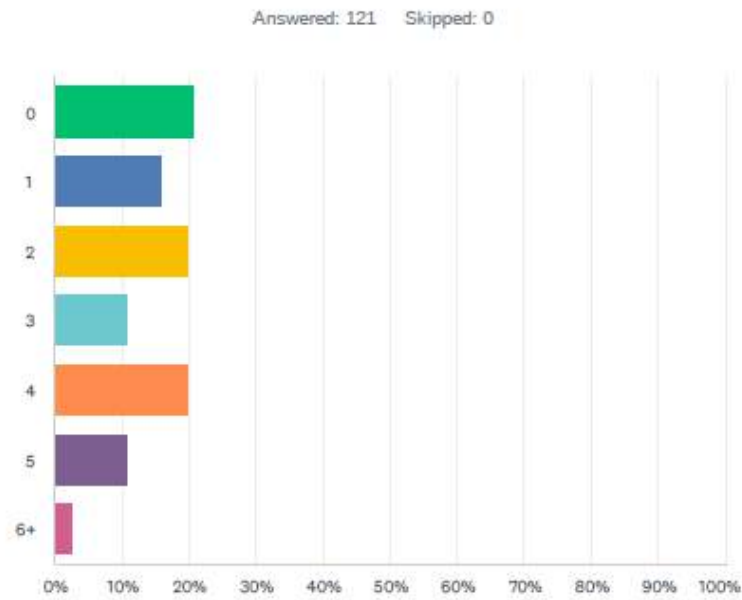
Graph 1: What is your age?

Answered: 121 Skipped: 0



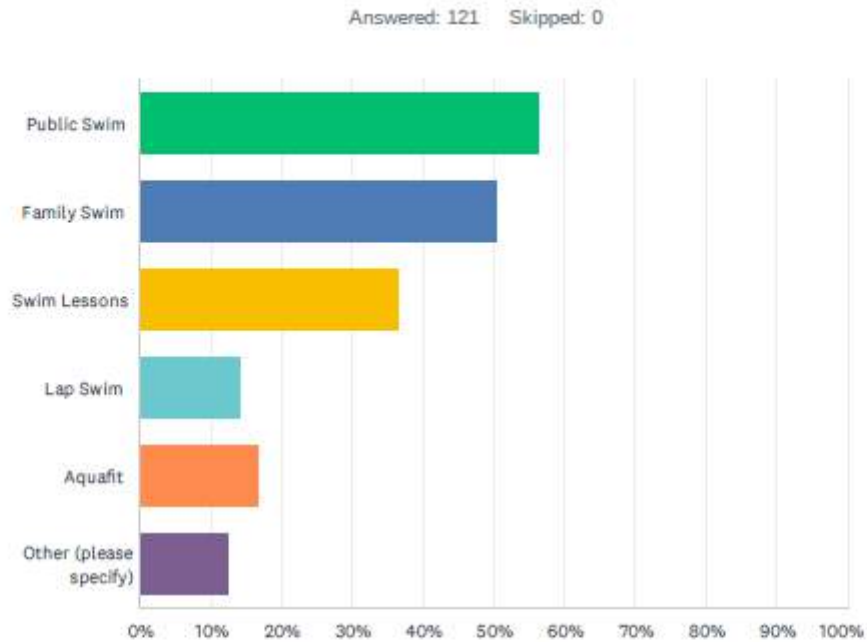
ANSWER CHOICES	RESPONSES	
Under 12	0.00%	0
12-17	0.00%	0
18-24	2.48%	3
25-34	18.18%	22
35-44	35.54%	43
45-54	19.01%	23
55-64	14.88%	18
65-74	8.26%	10
75+	1.65%	2
TOTAL		121

Graph 2: How many people in your household use the current Mount Forest Pool?



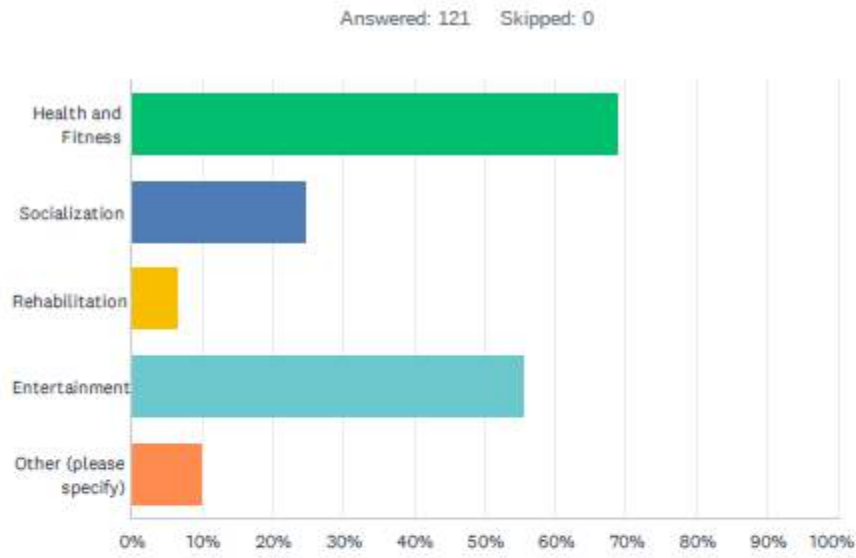
ANSWER CHOICES	RESPONSES	
0	20.66%	25
1	15.70%	19
2	19.83%	24
3	10.74%	13
4	19.83%	24
5	10.74%	13
6+	2.48%	3
TOTAL		121

Graph 3: I typically participate in the following pool Programs.



ANSWER CHOICES	RESPONSES	
Public Swim	56.20%	68
Family Swim	50.41%	61
Swim Lessons	36.36%	44
Lap Swim	14.05%	17
Aquafit	16.53%	20
Other (please specify)	12.40%	15
Total Respondents: 121		

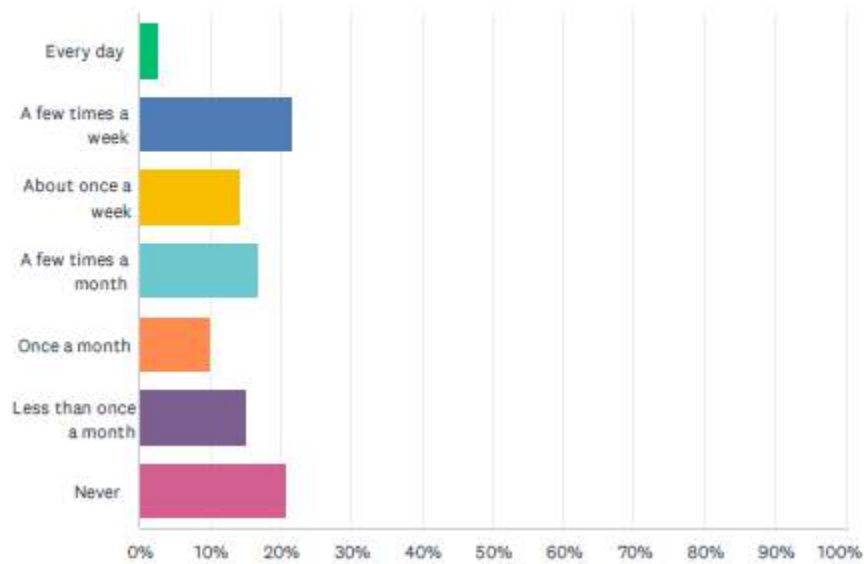
Graph 4: My primary reason for visiting the swimming pool is



ANSWER CHOICES	RESPONSES	
Health and Fitness	68.60%	83
Socialization	24.79%	30
Rehabilitation	6.61%	8
Entertainment	55.37%	67
Other (please specify)	9.92%	12
Total Respondents: 121		

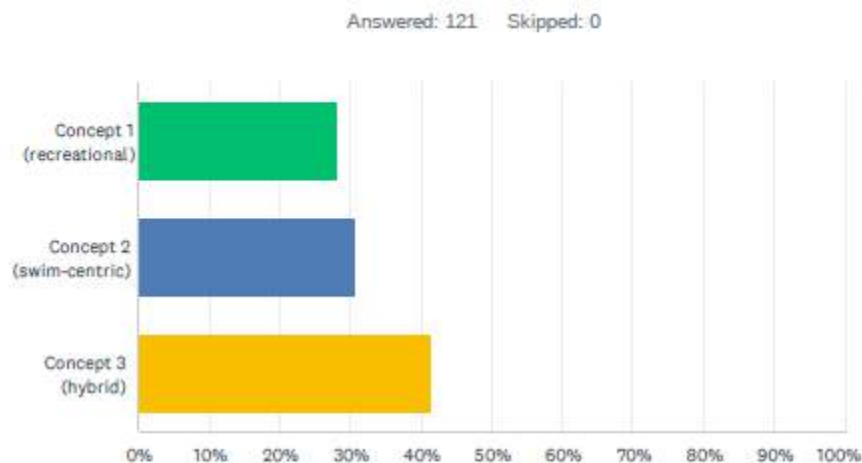
Graph 5: How often do you, or your family use the current Mount Forest Pool?

Answered: 121 Skipped: 0



ANSWER CHOICES	RESPONSES
Every day	2.48% 3
A few times a week	21.49% 26
About once a week	14.05% 17
A few times a month	16.53% 20
Once a month	9.92% 12
Less than once a month	14.88% 18
Never	20.66% 25
TOTAL	121

Graph 6: Which is your favourite concept?



ANSWER CHOICES	RESPONSES	
Concept 1 (recreational)	28.10%	34
Concept 2 (swim-centric)	30.58%	37
Concept 3 (hybrid)	41.32%	50
TOTAL		121

Question 7: What do you like about the presented concepts?

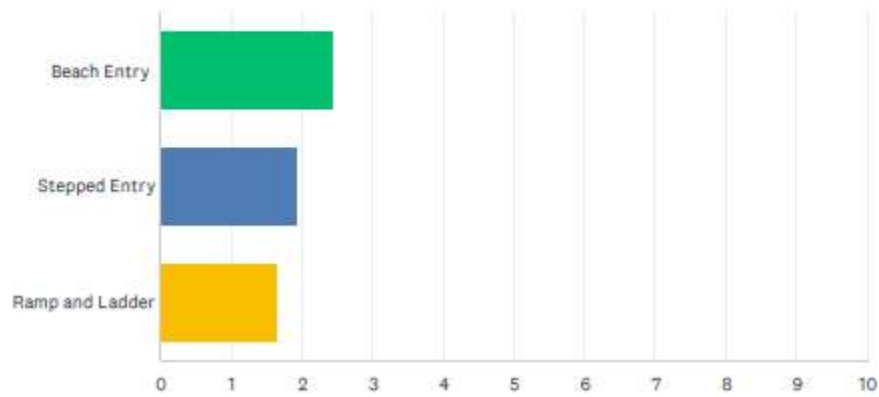
- Size of pool and layout
- Variety of activities and features for all abilities and ages
- New and modern facility
- Accessibility features built-in
- Location
- The seating areas, benches, shades, turf and large deck area

Question 8: What do you dislike about the presented concepts?

- Needs to be a simpler design
- More swim lanes to run swim team
- Bleachers need to be outside of the fenced area
- No indoor pool option
- Too much concrete/deck space
- Lines of vision for lifeguards and lifeguard placement
- Too many frills/amenities
- Not enough amenities included
- Location of shades and trellis
- Pools look small

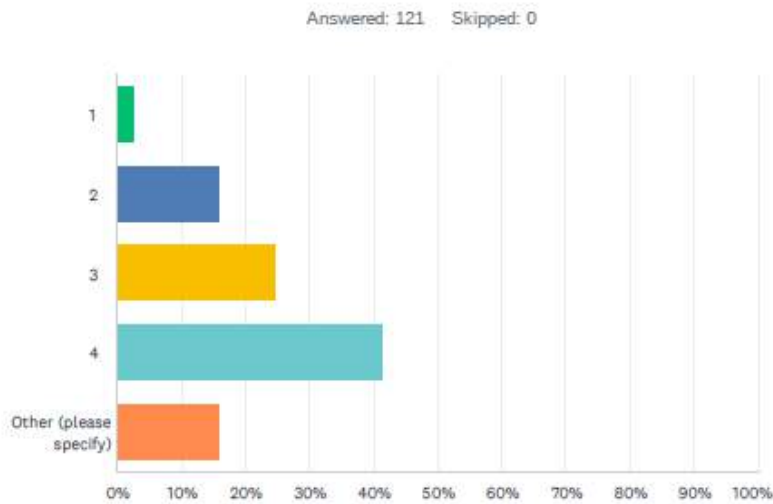
Graph 9: When considering pool entry, which do you prefer?

Answered: 121 Skipped: 0



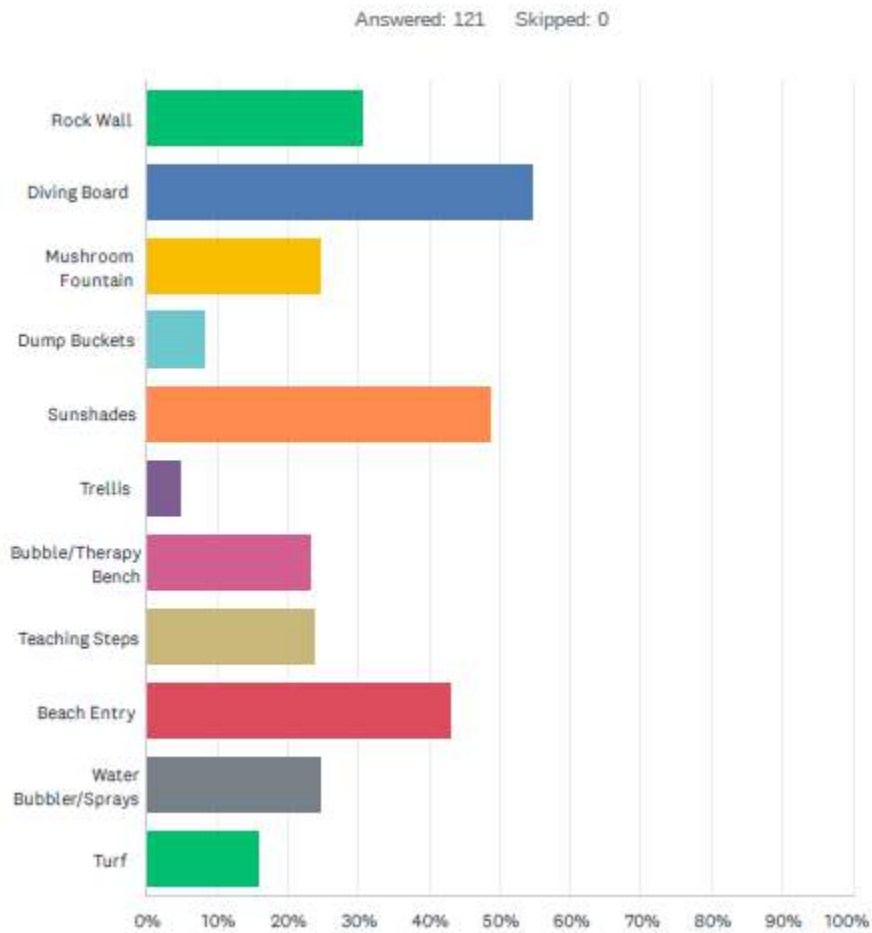
	1	2	3	TOTAL	SCORE
Beach Entry	61.98% 75	19.01% 23	19.01% 23	121	2.43
Stepped Entry	19.83% 24	52.07% 63	28.10% 34	121	1.92
Ramp and Ladder	18.18% 22	28.93% 35	52.89% 64	121	1.65

Graph 10: How many swim lanes do you think the new Mount Forest Outdoor Pool should have?



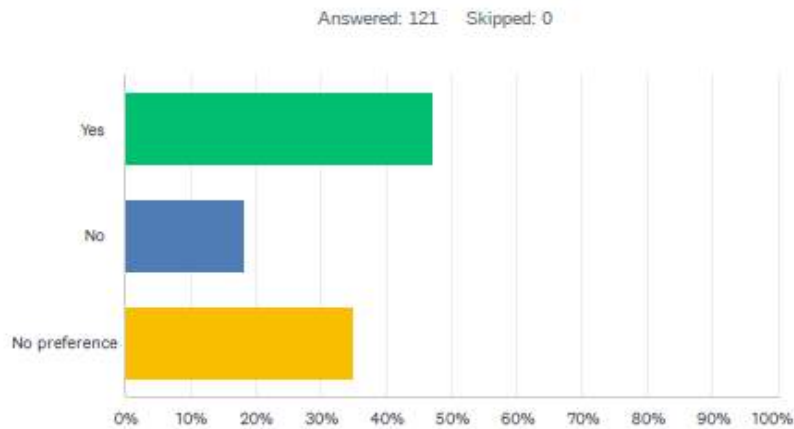
ANSWER CHOICES	RESPONSES	
1	2.48%	3
2	15.70%	19
3	24.79%	30
4	41.32%	50
Other (please specify)	15.70%	19
TOTAL		121

Graph 11: Please select the 3 main feature you would most like to see included in the pool



Graph 12: Spectator section

Important to note that if spectator seating is included on the deck, those individuals count towards the number of people in the pool and require being included in the lifeguards to bather ratio.



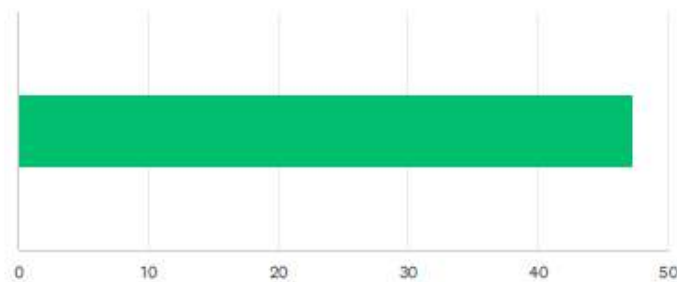
ANSWER CHOICES	RESPONSES	
Yes	47.11%	57
No	18.18%	22
No preference	34.71%	42
TOTAL		121

Question 13: Are there any additional features or amenities that you would like to see, other than those already shown in the concepts?

- High diving board
- Waterslide
- Hot tub area
- Roof
- Sidewalks from Cork St.
- Outdoor lockers, music, wifi

Question 14: How important is ease of drop-off to you?

Answered: 121 Skipped: 0



ANSWER CHOICES	AVERAGE NUMBER	TOTAL NUMBER	RESPONSES
	47	5,717	121
Total Respondents: 121			

26 individuals expressed interest in participating in fundraising efforts and 28 expressed a desire to contribute financially.

FINANCIAL CONSIDERATIONS

None

ATTACHMENTS

NA

STRATEGIC PLAN 2019 – 2022

Do the report’s recommendations align with our Strategic Areas of Focus?

- Yes
 No
 N/A

Which priority does this report support?

- Modernization and Efficiency
 Partnerships
 Municipal Infrastructure
 Alignment and Integration

Prepared By:	Matthew Aston, Director of Operations Mandy Jones, Community Recreation Coordinator	<i>Matthew Aston</i> <i>Mandy Jones</i>
Recommended By:	Michael Givens, Chief Administrative Officer	<i>Michael Givens</i>